

**NEW**

**JCB LOADALL** | 530-70, 530-110



**JCB LOADALL** | AN ALL PURPOSE MACHINE





# Why JCB Loadall?



Move any Material...Quicker. Safer. Higher.



JCB LOADALL IS  
A SOUND INVESTMENT

JCB Loadall pays you back & take away all your worries



JCB LOADALL  
saves >>>

### Cost of Operation

- Mechanization of manual jobs
- High productivity
- Quicker & convenient process





### Cost of Space

- Better heaping, Efficient stacking
- Optimized Space Utilization





### Capital Investment

- Unmatched versatility with range of attachments
- Reduced multiple machines





### Cost of Material Handling

- Eliminate multiple handling
- Economical operation





### Precious Life

- Redeploys manpower to Less hazardous job
- Enhances on-site safety









# JCB LOADALL COMES WITH SUPERIOR DESIGN




**JCB Loadall is built to last. World's toughest with more than 36 years of experience**

- Finite Element Analysis & Strain Gauging - Ensures maximum strength in high stress areas
- Single side plates ensure high strength and rigidity at the core of the machine
- Legendary 'U' shaped boom and single closing plate welds to reduce joints and stress points.
- Keyhole Castings-Takes stresses to the neutral axis.
- Boom overlapping, leads to structural rigidity of the boom
- Proven components - JCB Driveline (Engine, Axle & Transmission) common with highest selling Backhoe Loader in India.
- Hydraulic extension rams with no chains, better suited for heavy duty bucket applications



## POWERFUL ENGINE

The 76 hp high-torque engine provides productivity and maximum efficiency



Powered by **JCB ENGINE** ecoMAX

**16** Valves Effort | **BIG** on Fuel Saving



# JCB LOADALL OFFERS ULTIMATE FEATURES & BENEFITS

**With JCB Loadall, Nothing on earth is beyond it's reach**

- Maximum Lift Height - Unmatched stacking & dumping capability of 7 metre & 11 metre on 530-70, 530-110 respectively.
- Maximum Forward Reach - To work beyond obstacle with 12 feet & 23 feet on 7 & 11 metre machines respectively.
- Compact wheelbase and large rear wheel steering lock angles ensures extreme manoeuvrability, making machine easy to operate in confined spaces.
- Loadall comes with selectable 4WD as standard, helping you maintain plenty of traction and performance in sluggish areas.
- World class hydraulics gives you the fastest cycle times with efficient lifting, extending and pushing capability.
- The stabilizers on 11 metre give a massively generous load chart, allowing 3 Tonnes to be placed at full height, increased productivity and high load recovery.



**BEST-IN-CLASS  
LIFT HEIGHT**

**BEST-IN-CLASS  
FORWARD REACH**





## JCB LOADALL PROVIDES YOU UNPARALLELED VERSATILITY

### JCB attachments help you to get more from your machine

- JCB Tool Carrier system makes attachment changeover quick and easy.
- For added versatility, all JCB Loadalls are fitted as standard with a single boom auxiliary feature which can power a wide range of attachments.
- Various control patterns are available, depending on different applications.
- Choose from wide array of attachments for your different needs.

#### Industrial Fork



- Safe Lifting, Shifting & Stacking of any palletized load
- Safe Lifting Capacity – 3 Tonnes (certified to industry standard)
- 53" wide fork frame helps to carry different sizes of pallets.
- Full Floating design allows easy pick-up on uneven surfaces.
- Tool Carrier compatible.

**UNLIMITED  
ATTACHMENTS**

FOR ANY APPLICATION



## General Purpose Shovel



- Efficient re-handling of loose material like Sand, Gravel, Concrete etc.
- Std. Bucket Capacity: 1.2 cu.m & 0.9 cu.m on 530-70 & 530-110 respectively.
- Toe & Side wear plate gives long lasting protection and minimal wear
- Rolled back Shell for easy material ejection
- Tool Carrier compatible

## Grain Bucket



- Bucket Capacity : 2 cu.m for faster productivity in agriculture processing plants
- Replaceable Nylon toe plate to avoid any damage to industry floors
- Round bar edges prevent damage to Grains/ Root crops materials
- Heavy duty toe plate for longer life
- Tool Carrier compatible

## Heavy Duty Forks



- Appropriate attachment to unload cotton & wooden chips trucks.
- 1.8 metre width offers excellent side clearance to unload from Punjab Body trucks from rear.
- Hardox tines at bottom and KV tines on the side for better penetration & longer life.
- Extra wide opening in carrier plate for excellent visibility through.
- Tool Carrier compatible.

## Power Grab



- Appropriate to handle Sugarcane and Bamboo in sugar mills, paper mills etc.
- Heavy duty Structure to handle stresses due to Grabbing and Clamping.
- HD Curved tines at bottom and KV tines at upper frame for Push piling & longer life
- Hinged hydraulic cylinders provide grabbing force to clamping the uneven material.
- Tool Carrier compatible.

## Bucket with Grab



- Ideal to handle Municipal Solid Waste & bulky materials in Process Industries
- Optimized Bucket Capacity : 1.7 cu.m, for higher productivity
- Heavy duty top grab features, lateral bracing for Clamping & additional strength.
- Tool Carrier compatible.

## Man Platform



- Transforms Loadall into aerial work platform (AWP) & machine utility multifold.
- Ideal attachment for construction site, Erection Site & and process industries
- Capable to safely carry TWO persons with 400 Kgs of material.
- Safety is ensured by providing automatically closing gates & restraints tie down
- Tool Carrier compatible

## Crane Hook - Fork Mounted



- Enhances utility for Lifting & Shifting of suspended loads as in Pick & Carry crane
- Maximum safe lifting capacity : 3 Tonnes (Tested & certified to industry standard)
- High visibility while lifting bulky bulky & uneven materials.
- Supplied with retain bar & pins for easy & safe mounting on forks.

## Drum Handler (Single) - Fork Mounted




- For efficient shifting of barrels on construction sites & Industries
- Mechanize clamping action enables safe and precise placement of drums.
- Easy to grip & release drum mechanism - enable single person operation.
- Heavy duty design for working in arduous environment.



## JCB LOADALL EQUIPPED WITH UNMATCHED SAFETY & COMFORT

- Well Ventilated spacious cab with Split door, Twin Fan & rear window for long working hours. Clean air kit option further enhances ventilation to work in very dusty environment.
- ROPS & FOPS cabin structure for operator safety.
- Angle roof bars for optimal visibility at height.
- Integral LLMI (Lateral Load Moment Indicator) display the load through the range, and warn the operator by visual and audio warnings in the event of the load exceeding the limits with a large easy to view inclinometer showing machine angle.
- Smooth and Ergonomically fitted control levers provide light, responsive control for precise load placement at reach or height.
- Stabilizer Cut off for safe working operation.
- All round visibility with Light kit & dome mirrors to work anywhere any time.
- Forward and reverse control are placed on the steering column for ease of access.
- HBCV : Hose Burst Check Valve - Prevents ram collapse in the event of pressure loss.
- Comfort operator seat, tinted glass & sun blind enhances cabin comfort.








## JCB LOADALL PROVIDES EASE OF ACCESS & SERVICEABILITY

- All daily checks, greasing and serviceable components can be accessed at ground level.
- Battery is easily accessible via a lockable cover that is opened with the ignition key.
- The diesel tank is easy to reach and can be filled from ground level
- Dry lubricant system - Loadall wear pads are extremely durable, with service intervals of 500 hours.
- The filters on a Loadall (engine oil, hydraulic oil and fuel) are centrally located for fast, best-in-class SAE serviceability ratings.
- Rear tilt-able cooling pack for easy clean in highly dusty condition.
- Optional Turbo 3 Pre-cleaner & Reversible Fan to ensure maximum operation hrs in extreme dusty & choking applications.



## JCB LIVELINK<sup>®</sup> STAY CONNECTED 24X7

Now you can rest assured of your JCB Loadall's safety, security and operation with the advanced telematics system called Livelink.



### SERVICE



Livelink will notify you about the service requirement of your machine. It increases the efficiency of your machine and keeps it in perfect working conditions.

Service Reminder

Machine Data Backup

Critical Machine Health Alerts



### OPERATION



Livelink helps you maintain your machine health and manage your fleet better by alerting you of any variation in health indicators. It lets you know in real time if your machine is facing a problem or needs any quick check-up.

Machine Utilization Report

Fuel Level Information

Engine Status



### SECURITY



Livelink helps you keep track of your machine's location, protection and movement

GPS Tracking

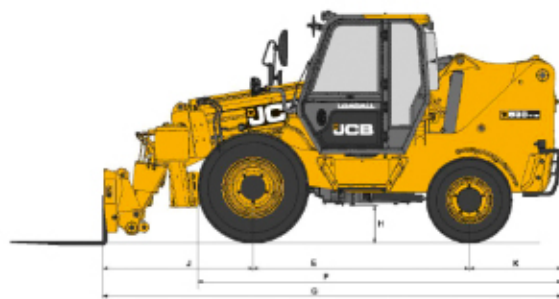
Operating Hours

Tow Away Alerts



\*Optional

# SPECIFICATIONS



## STATIC DIMENSIONS - Dimension - m (ft-in)

Parameters	530-70	530-110
A Overall height	2.67 (8-9)	2.67 (8-9)
B Overall width (over tyres)	2.32 (7-7)	2.32 (7-7)
C Inside width of cab	0.79 (2-7)	0.79 (2-7)
D Front Track Width	1.98 (6-6)	1.98 (6-6)
E Wheelbase	2.49 (8-2)	2.49 (8-2)
F Overall length to front tyres	4.19 (13-9)	4.19 (13-9)
G Overall length to front carriage	4.66 (15-3)	5.3 (17-4)
H Ground clearance	0.40 (1-4)	0.40 (1-4)
J Front wheel centre to carriage	1.10 (3-7)	1.73 (5-8)
K Rear wheel centre to rear face	1.07 (3-6)	1.07 (3-6)
Operating Weight	7260 kg (with GP bucket)	8870 kg (with Fork)
Outside turn radius (over tyres)	4.85 (15-11)	4.85 (15-11)
	Bucket roll back angle (at full height) 37 deg.	Overall width with stabilizers fully deployed 2.65 (8-8)
	Bucket dump angle (at full height) 44 deg.	Fork roll back angle (at full height) 7.5 deg.

## ENGINE

JCB 448, naturally aspirated 4 cylinder, water cooled diesel engine.  
 Displacement: 4.8 L  
 Gross Power: 56 kW (76 hp) @ 2200 rpm  
 Max Torque: 310 Nm (31.6 kgm) @ 1100 rpm

## TRANSMISSION

JCB 4WD synchroshuttle transmission. 4-speed fully synchromesh gearbox with integral torque convertor and electrically operated forward - reverse shuttle.

- Easy to use, column mounted electric switch allows operator to change machine direction while in motion without taking his hands off the steering wheel. This leads to safe and efficient operation and cycle times.
- The Pedal layout and conventional 4-pattern gear lever with transmission switch adds to the overall ease of operation.
- Torque converter stall ratio 3.01:1
- 4WD can be selected at any time on the move with a simple electric switch

## AXLES

**FrontAxle:**  
 JCB Drive axle rigidly mounted incorporates JCB Max-Track torque proportioning differential, driven by propeller shaft from gear box.

**RearAxle:**  
 4WD Steer Drive Axle centrally pivoted with oscillation angle of 16deg, driven by propeller shaft from gear box.

## BRAKES

**Service:** Hydraulically actuated, dual line, self adjusting, compensated oil immersed, multi-disc type on the front axle, operated through independent pedals, linked together for normal use. Two independently operating foot pedals enable machine to manoeuvre in tight spaces.

**Parking:** Hand operated cable actuated disc brake mounted on front axle input disc.

## STEERING

•Rear wheel hydrostatic power steering with manual capability in the event of engine or hydraulic power failure  
 • Max.SteeringAngle:± 48 deg.

## ELECTRICALS

- 130 Ampere-hour, 12 Volts battery system with alternator and full road lighting.
- Dust and water proof IP69 electrical connectors.

## TYRES

Front : 13.00 x 24 -16PR

Rear : 12.5 x 18 -12PR

Industrial Traction Pattern Tyres

## SPEED

Maximum road speed : 30 km/hr

## SERVICE CAPACITIES

Fuel Tank	110 L
Hydraulic Tank	130 L
Engine Coolant	16.5 L
Engine Oil	14.2 L
Transmission	16 L
Front Axle	21 L
Rear Axle	11 L

## OPTIONS & ACCESSORIES

- Livelink
- Cabin Clean Air Kit
- Turbo - Pre Cleaner
- Windscreen & Roof Guard
- Rear Grill Guard
- Spark Arrestor
- Boom & Rear work lights
- Dome Mirror

## CABIN

- Conform to ROPS ISO 3471 & FOPS ISO 344 Tinted & laminated cab glass provides excellent all-round visibility & sun protection.
- A fully adjustable seat with seat belt combined with ergonomically positioned controls and soft touch steering wheel maximize operator output.
- Large convex rear view mirror, interior light, front screen wiper, front and rear horn, hazard warning system and tool box.
- Instrumentation panel includes engine speed, engine hours, fuel level, water temperature and 12V socket for mobile charger
- Load Moment Indicator (LMI) and Inclinometer to provide warnings on machine stability.

## HYDRAULICS

	530-70	530-110
Pump	2 Section Gear Pump	
Pump Capacity	100 lpm	
Main relief valve	245 bar	
<b>Hydraulic cycle times</b>	<b>Seconds</b>	
Lift	9.0	12.0
Lower	6.21	8.12
Extend	5.54	2.16
Retract	5.84	14.10
Bucket dump	2.65	2.58
Bucket crowd	2.07	1.85

- Filtration through suction strainer and return line 'JCB Filtromatic Filter'
- During Lifting, the circuit automatically adjusts the pump flow to provide more power for lifting operation.

## LIVELINK®

Advanced Telematics System that enables you to monitor and manage your machines remotely by providing information on:

- Service:** Routine maintenance information and alerts.
- Operation:** Health alerts and usage data.
- Security:** Machine location & movement data

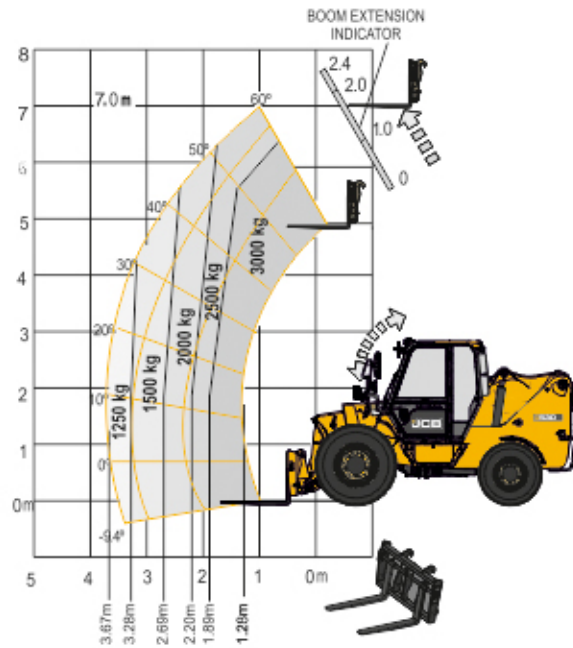
\* All dimensions, weights and timings are variable within 1.5% JCB reserves the right to change specifications without prior notice.

\*Optional

# LOAD CHART

## LOADALL 530-70

Operating Weight : 7260 kg    Max. Payload : 3 tonnes    Max. Lift Height : 7 metres

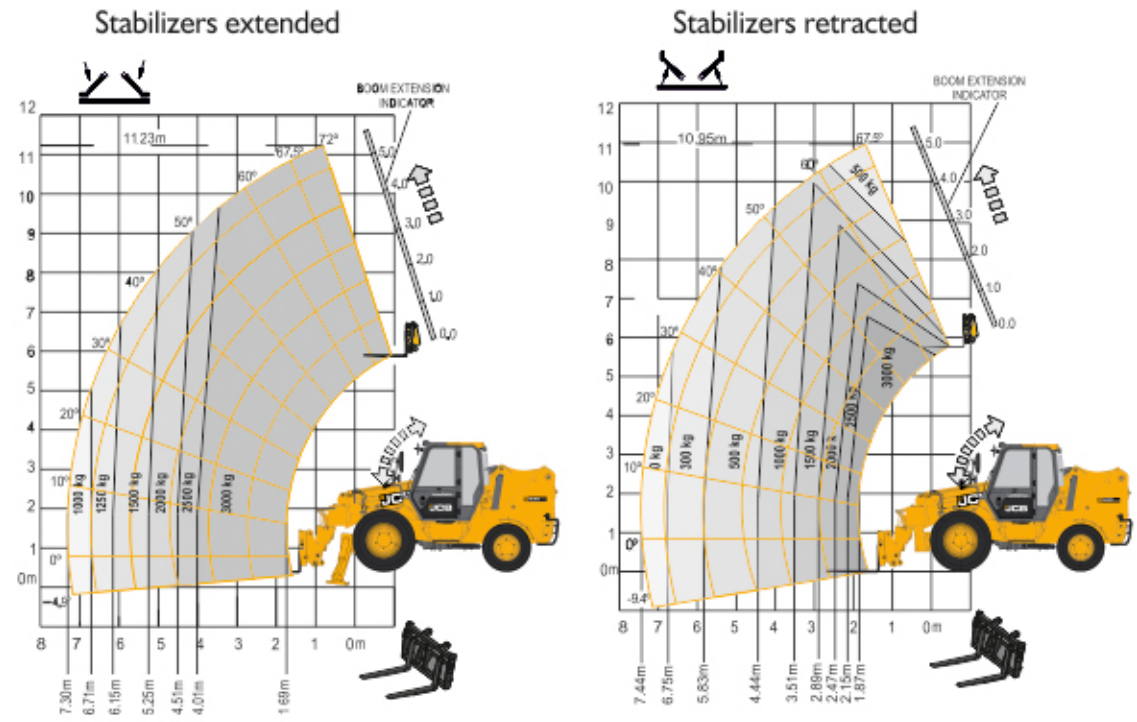


### PERFORMANCE DIMENSIONS

Parameters	Dimension - m (ft-in)
Max lift capacity	3000 kg
Lift capacity to full height	2500 kg
Lift capacity to full reach	1250 kg
Lift height	7 m
Reach at max lift height	1.0 m
Maximum placing height	6.3 (20-8)
Maximum dump height	5.8 (19-0)

## LOADALL 530-110

Operating Weight : 8870 kg    Max. Payload : 3 tonnes    Max. Lift Height : 11 metres



### PERFORMANCE DIMENSIONS

Parameters	Dimension - m (ft-in)
Max lift capacity	3000 kg
Lift capacity to full height	3000 kg
Lift capacity to full reach	1000 kg
Lift height	11 m
Reach at max lift height	1.0 m
Maximum placing height	10.5 (34-5)
Maximum dump height	10.5 (34-5)

\*All dimensions, weights and timings are variable within 1.5% JCB reserves the right to change specifications without prior notice. \*Above load chart is with fork. Chart subject to vary with different attachments.





**Move any Material...Quicker. Safer. Higher.**



Your Dealer:



JCB INDIA LIMITED :  
 23/7 Mathura Road, Ballabgarh - 121 004 Haryana, India.  
 Tel.: + 91 129 4299000 Fax : +91 129 2309050  
 E-mail : delhi.marketing@jcb.com Website : www.jcb.com



www.jcb.com

India's Largest Manufacturer of Construction Equipment